



### District Report Card: 2017


<b>State:</b> Telangana	<b>District:</b> SURYAPET
<b>Class:</b> 8	<b>Subject:</b> Mathematics
<b>Schools:</b> 51	<b>Students:</b> 1159


### Participation/Coverage


#### Students

<b>GENDER</b> 	Boys		Girls	
	Number	%	Number	%
	473	40.81	686	59.19

<b>AREA</b> 	Rural		Urban	
	Number	%	Number	%
	1004	86.63	155	13.37

<b>CATEGORY</b> 	SC		ST		OBC		GEN	
	Number	%	Number	%	Number	%	Number	%
	374	32.27	248	21.40	529	45.64	8	0.69

<b>CWSN</b> 	LD	VI	HI	S&LD	ID	Oth
	1	1	1	1	3	23

<b>MANAGEMENT</b> 	Government		Government-aided	
	Number	%	Number	%
	1103	95.17	56	4.83

### Average Performance of Students in EVS (%)

Overall	Gender		Area		Management		Social Group			
	Male	Female	Rural	Urban	Govt.	Aided	SC	ST	OBC	GEN
33.93	32.67	34.79	35.07	26.54	34.11	30.36	33.37	35.38	33.55	40.00

## Performance on Learning Outcomes (LOs)

Learning Outcomes	Description	Average Performance(%)
M601	Solves problems involving large numbers by applying appropriate operations	31.72
M606	Solves problems on daily life situations involving addition and subtraction of fractions / decimals	30.34
M620	Finds out the perimeter and area of rectangular objects in the surroundings like floor of the class room, surfaces of a chalk box etc.	30.41
M621	Arranges given/collected information in the form of table, pictograph and bar graph and interprets them	36.55
M702	Interprets the division and multiplication of fractions	32.44
M705	Solves problems related to daily life situations involving rational numbers	37.62
M706	Uses exponential form of numbers to simplify problems involving multiplication and division of large numbers.	29.02
M707	Adds/subtracts algebraic expressions	37.10
M710	Solves problems related to conversion of percentage to fraction and decimal and vice versa	21.24
M717	Finds out approximate area of closed shapes by using unit square grid/ graph sheet	28.79
M719	Finds various representative values for simple data from her/his daily life contexts like mean, median and mode	42.97
M721	Interprets data using bar graph such as consumption of electricity is more in winters than summer	43.87
M801	Generalises properties of addition, subtraction, multiplication and division of rational numbers through patterns	26.25
M802	Finds rational numbers between two given rational numbers	34.20
M803	Proves divisibility rules of 2, 3,4, 5, 6, 9 and 11	43.97
M804	Finds squares, cubes, square roots and cube roots of numbers using different methods.	31.78
M808	Use various algebraic identities in solving problems of daily life.	49.57
M812	Verifies properties of parallelogram and establishes the relationship between them through reasoning	24.29
M818	Finds surface area and volume of cuboidal and cylindrical object	30.22
M819	Draws and interprets bar charts and pie charts	35.63

Range of Performance of Students who Answered Correctly							
Below 30%		30% - 50%		50% - 75%		Above 75%	
Number	%	Number	%	Number	%	Number	%
542	46.76	423	36.50	157	13.55	37	3.19

## **Lowest Performing Learning Outcomes (LOs)**

1. Solves problems related to conversion of percentage to fraction and decimal and vice versa (21.24)
2. Verifies properties of parallelogram and establishes the relationship between them through reasoning (24.29)
3. Generalises properties of addition, subtraction, multiplication and division of rational numbers through patterns (26.25)
4. Finds out approximate area of closed shapes by using unit square grid/ graph sheet (28.79)
5. Uses exponential form of numbers to simplify problems involving multiplication and division of large numbers. (29.02)

**CSWN:** **LD-** Locomotor Disability; **VI-** Visual Impairment; **HI-** Hearing Impairment;  
**S&LD-** Speech and Language Disability; **ID-** Intellectual Disability; **Oth-** Other Disability.